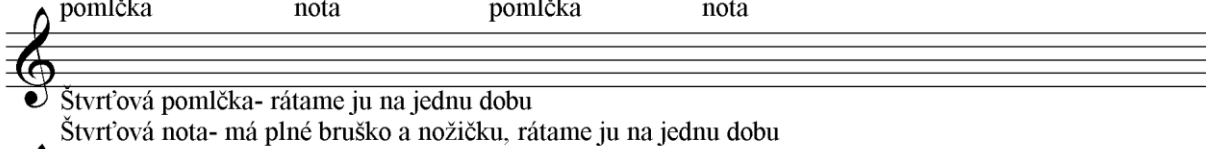


PHV, 19.-23.10., téma: Nota a pomlčka- osminová, štvrtová, Hry s rytmom

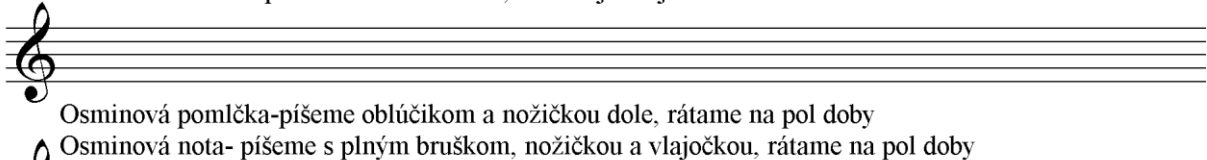
Noty a pomlčky- štvrtová, osminová




štvrtová pomlčka štvrtová nota osminová pomlčka osminová nota




Štvrtová pomlčka- rátame ju na jednu dobu
Štvrtová nota- má plné bruško a nožičku, rátame ju na jednu dobu




Osminová pomlčka-píšeme oblúčikom a nožičkou dole, rátame na pol doby
Osminová nota- píšeme s plným bruškom, nožičkou a vlajôčkou, rátame na pol doby




Napište celý riadok štvrtovej pomlčky




Napište celý riadok štvrtovej noty



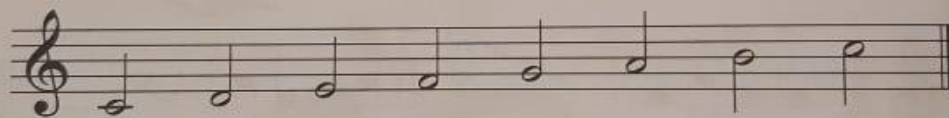
Napište celý riadok osminovej pomlčky



Napište celý riadok osminovej noty



Spoj čiarou notu a meno noty.



d¹

f¹

c²

a¹




e¹

h¹


c¹

g¹

S kým susedí nota D, E a F? Doplň písmená a noty.











Spoj čiarou notu s obrázkom.



Pomenuj obrázok a dopíš k nemu notu.




Dopíš do farebných bubliniek noty a pomlčky podľa vzoru.



1

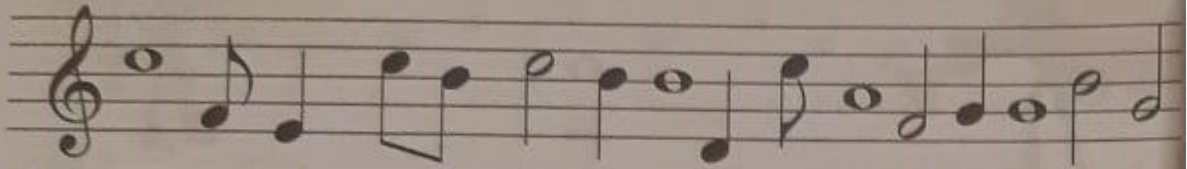
Vyfarbi obrázok podľa zadania: pol doby - zelená farba, 1 doba - modrá farba,
2 doby - červená farba, 4 doby - žltá farba.




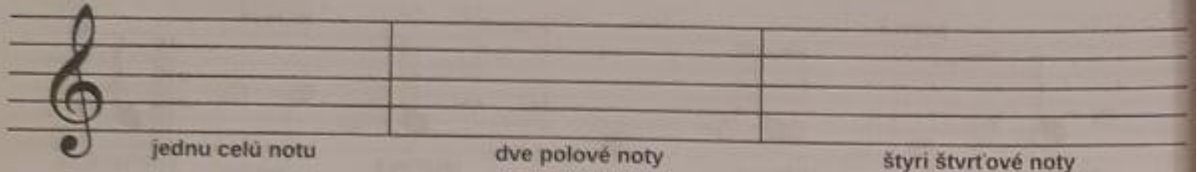
Dieťa si zopakuje dĺžku jednotlivých nôt a pomíček



1 Zakružkuj podľa pokynov: červenou farbou noty polové, modrou farbou noty štvrt'ové, zelenou farbou noty osminové a oranžovou farbou noty celé.





2 Do druhej medzery nakresli:



osem osminových nôt



3 Porovnaj hodnoty nôt a pomlčiek, doplň znamienka <, >, =.



4 Doplň do príkladov noty alebo pomlčky tak, aby bol príklad správny.

