


Time-čas



What's the time, please? Kolko je hodín, prosím?

What time is it? Kolko je hodín?


It's seven o'clock.

- Prečítaj si pozorne celú prezentáciu
- Klikni na odkazy online
- Do zošita si opíš ružové strany
- Za D.Ú si vypracuj cvičenie z PZ(pracovný zošit) na str. 32/ 2 určovanie času
- str.33/3- používanie správnej predložky on, at
- Odfotené poznámky a cvičenia z PZ pošli na svobodova.ivana@gmail.com

V anglicky hovoriacich krajinách používajú 12 hodinový čas. Na vyjadrenie , doobedia za hodinou povedia AM, na vyjadrenie poobedia za hodinou použijú PM

10:00- It's 10 am

22:00- It's 10 pm



midnight

noon

midnight

12:00 3:00 6:00 9:00 12:00 3:00 6:00 9:00 12:00

AM

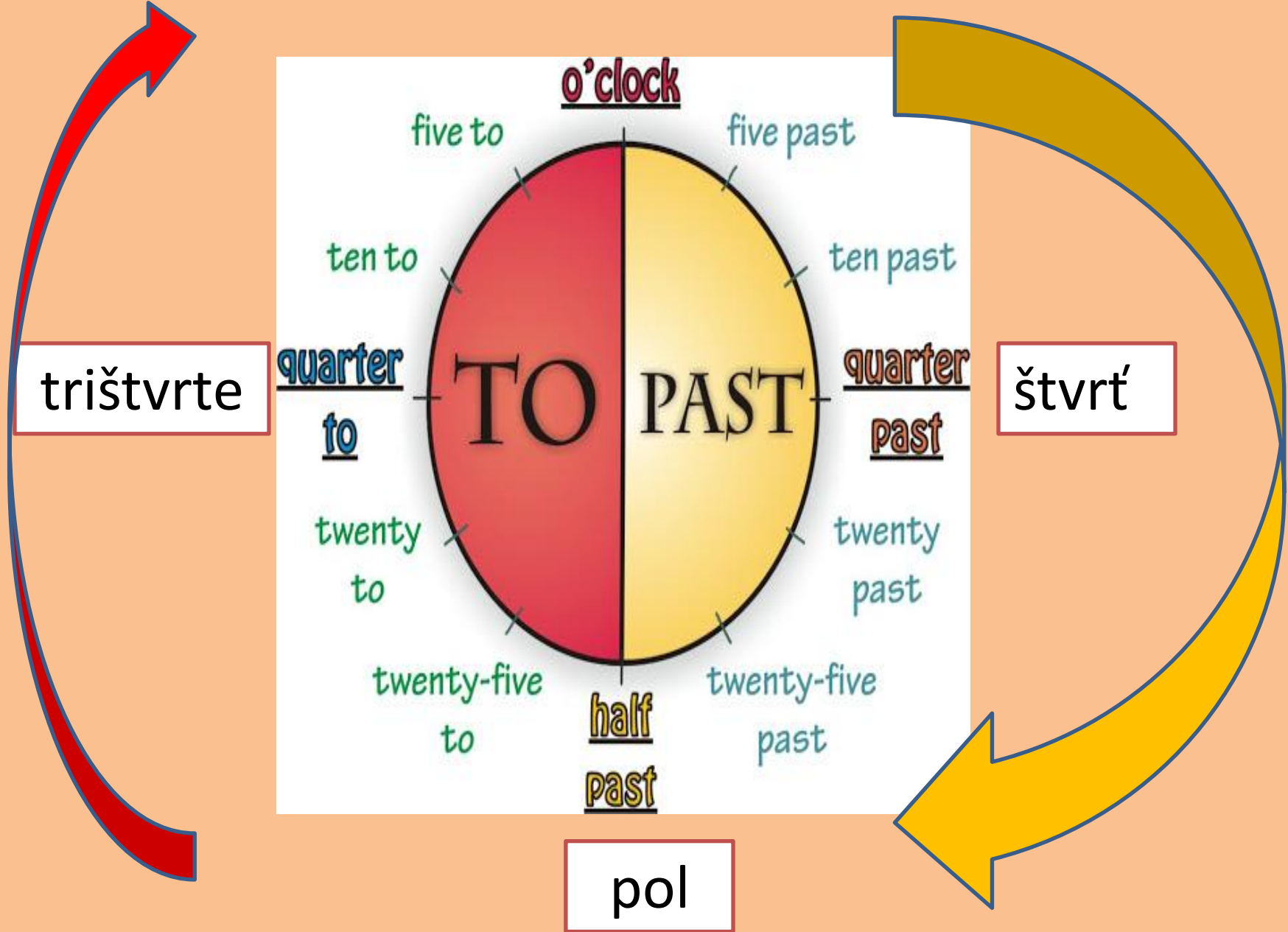
PM

AM



AM

PM



Určenie celej hodiny, štvrt', pol, trištvrt'

6,00 hod- It's six o'clock



6,15 hod- It's quarter past six

/kwotr past/



6,30 hod- It's half past six

/haf past/



6,45 hod- It's quarter to seven

/ kwotr tu/



Určenie času od celej hodiny do pol-
prvé hovoríme **minúty**, následne **past** a celú
hodinu, po ktorej nasledujú minúty

- 6,05 hod- **five past six**
- 6,10 hod- ten past six
- 6,18 hod- eighteen past six
- 6,24 hod- twenty-four past six




Určenie času od pol do celej hodiny-
prvé hovoríme minúty, ktoré chýbajú do celej
nasledujúcej celej hodiny (musíme vypočítať),
následne to a celú hodinu, do ktorej nasledujúce
minúty chýbajú

- 6,40hod- twenty to seven (20 min do 7 hod)



- 6,50hod- ten to seven



- 6,55hod- five to seven



- 6,35hod- twenty-five to seven



Použitie predložiek **on**, **at**

- **On**- ustálené spojenie s určením, ktorý **deň** sa udalosť odohrala

on Monday, **on** Sunday

The volleyball match is **on** Saturday.

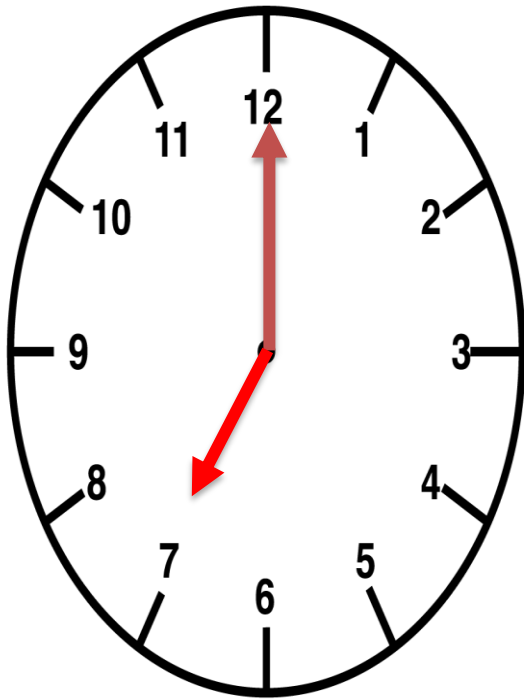
- **At**- ustálené spojenie s určením, v aký **čas** sa udalosť odohrala

at seven o'clock, **at** quarter to six

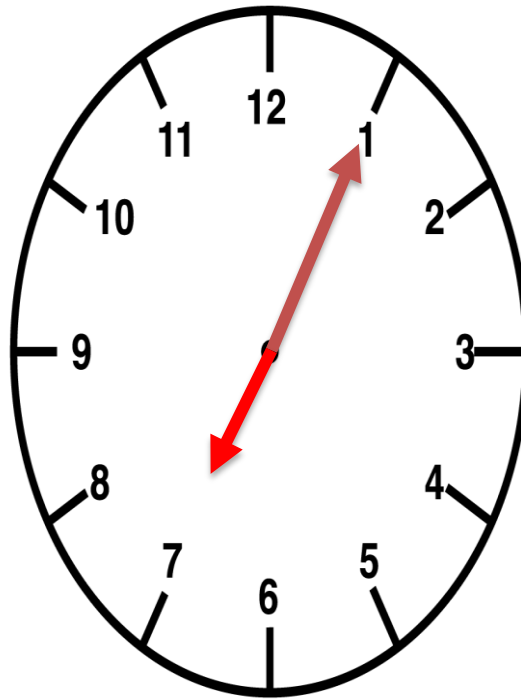
The volleyball match is **at** half past seven.

What's the time?

1. It is **seven** o'clock. 2. It is **five** past **seven**.



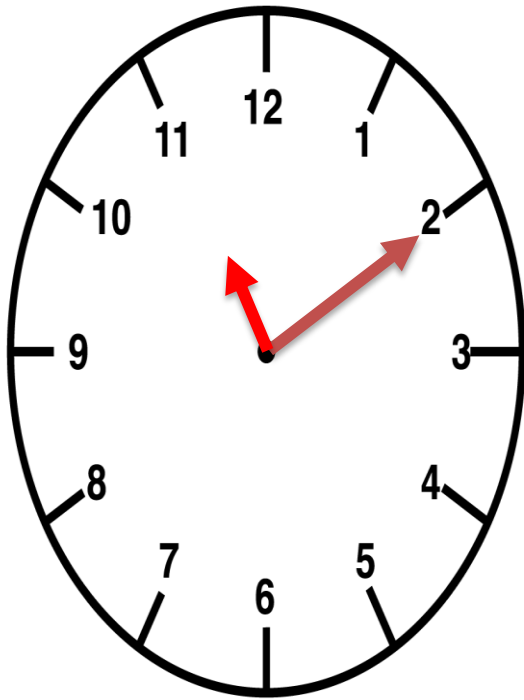
7:00



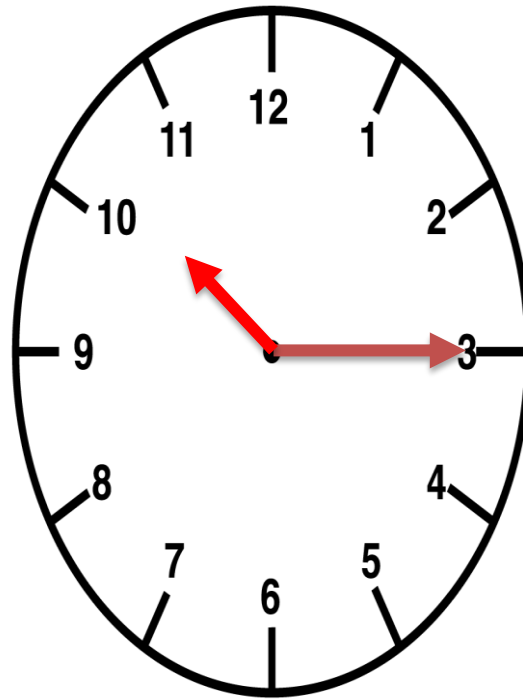
7:05

What's the time?

1. It is **ten** **past** **eleven**. 2. It is **quarter** **past** **ten**.

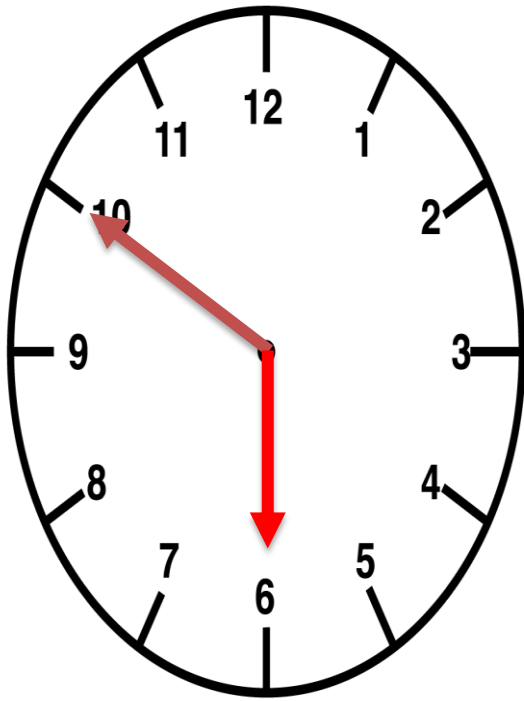


11:10




What's the time?

1. It is ten to six. 2. It is five to four.



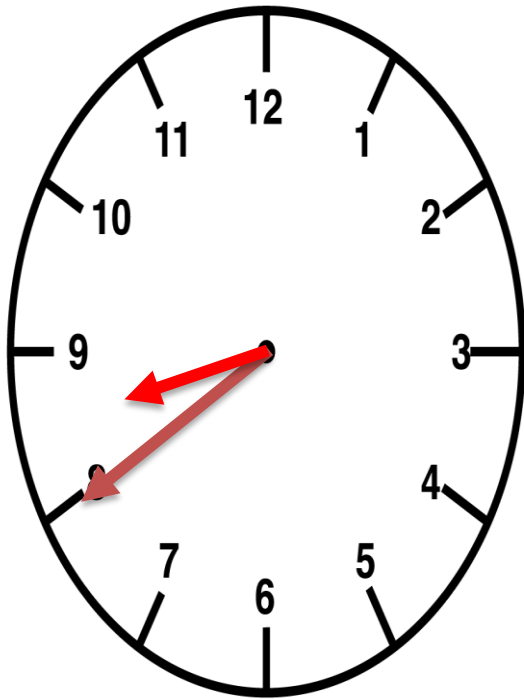
5:50



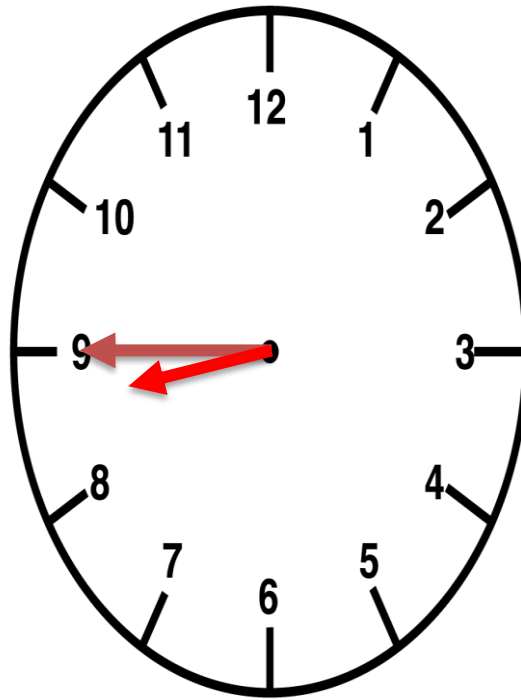
3:55

What's the time?

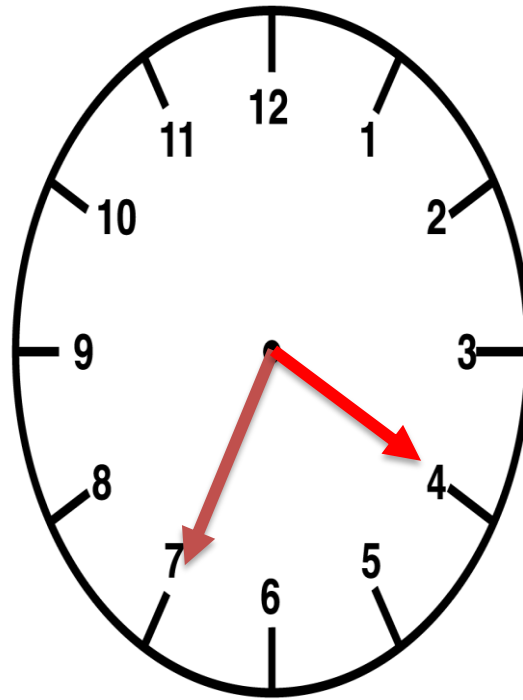
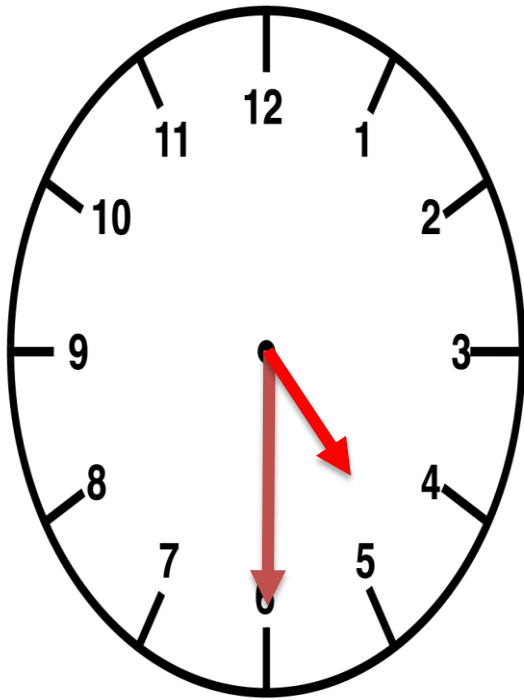
1. It is twenty to nine. 2. It is quarter to nine.



8:40



1. It is half past five. 2. It is twenty-five to four.



3:35

Okopíruj linky. Precvič si čas online

- [https://www.liveworksheets.com/worksheets/en/English as a Second Language \(ESL\)/Telling the time/What time is it\\$ fj467376zh](https://www.liveworksheets.com/worksheets/en/English_as_a_Second_Language_(ESL)/Telling_the_time/What_time_is_it$fj467376zh)
- [https://www.liveworksheets.com/worksheets/en/English as a Second Language \(ESL\)/Telling the time/Hours o'clock and half past gm157902sn](https://www.liveworksheets.com/worksheets/en/English_as_a_Second_Language_(ESL)/Telling_the_time/Hours_o'clock_and_half_past_gm157902sn)
- [https://www.liveworksheets.com/worksheets/en/English as a Second Language \(ESL\)/Telling the time/What time is it\\$ kg1032417va](https://www.liveworksheets.com/worksheets/en/English_as_a_Second_Language_(ESL)/Telling_the_time/What_time_is_it$kg1032417va)

THANK YOU FOR ATTENTION